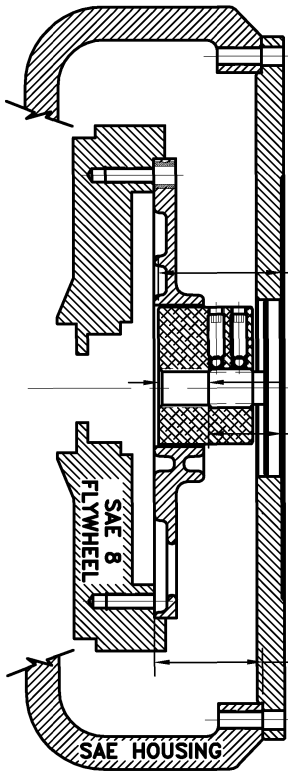


# SAE 8

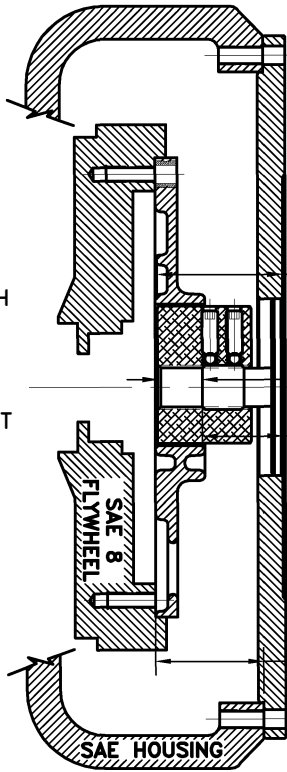


**S.A.E. B**  
13 TOOTH  
16/32 D.P.  
30° P.A.  
.875 MAJOR

2.776  
INSTALLED  
HUB LENGTH

1.126 HUB  
PRE-SET  
1.650 SHAFT  
LENGTH

2.440  
BACKSET

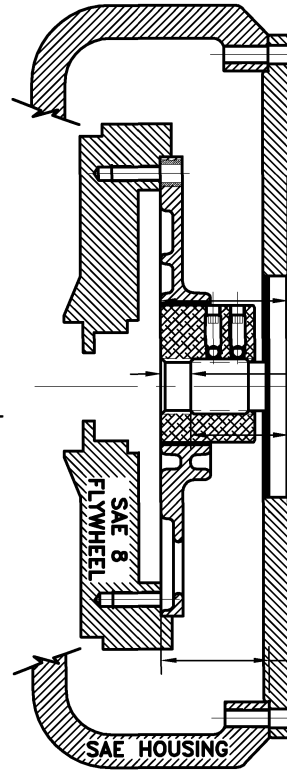


**S.A.E. BB**  
15 TOOTH  
16/32 D.P.  
30° P.A.  
1.00 MAJOR

2.828  
INSTALLED  
HUB LENGTH

1.013 HUB  
PRE-SET  
1.815 SHAFT  
LENGTH

2.440  
BACKSET



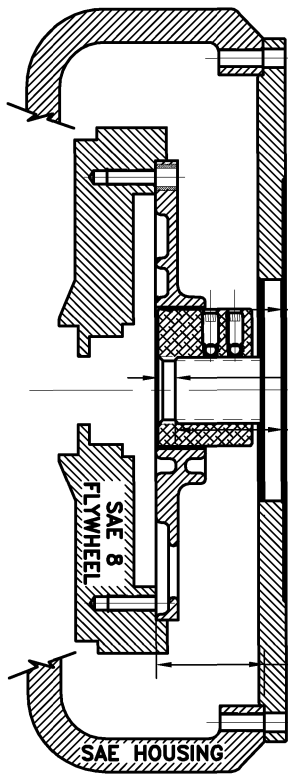
**S.A.E. C**  
14 TOOTH  
12/24 D.P.  
30° P.A.  
1.25 MAJOR

2.880  
INSTALLED  
HUB LENGTH

.680 HUB  
PRE-SET  
2.200 SHAFT  
LENGTH

2.440  
BACKSET

**SET SCREW TORQUE: 25 FT.LBS.**

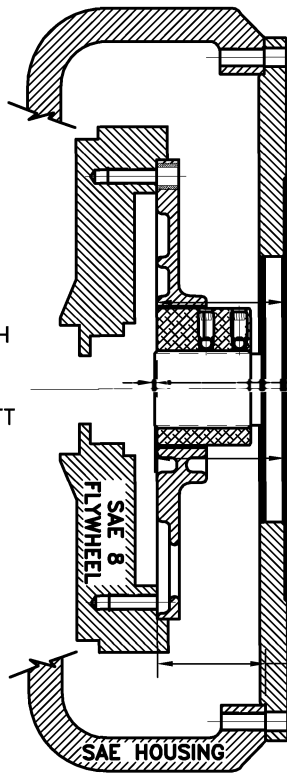


**S.A.E. CC**  
17 TOOTH  
12/24 D.P.  
30° P.A.  
1.50 MAJOR

2.828  
INSTALLED  
HUB LENGTH

.388 HUB  
PRE-SET  
2.440 SHAFT  
LENGTH

2.440  
BACKSET



**S.A.E. D,E**  
13 TOOTH  
8/16 D.P.  
30° P.A.  
1.75 MAJOR

2.880  
INSTALLED  
HUB LENGTH

.050 HUB  
PRE-SET  
2.930 SHAFT  
LENGTH

2.440  
BACKSET

**IMPORTANT INSTALLATION NOTE!!!!**

THIS PRINT IS FOR LOCATION OF HUB ON SPLINED SHAFTS ONLY. IMPROPER INSTALLATION OF HUB COULD CAUSE PREMATURE WEAR AND OR FAILURE. IF YOU HAVE A SHAFT LENGTH OTHER THAN THOSE SHOWN HERE PLEASE CONTACT DISTRIBUTOR OR FACTORY FOR FURTHER INFORMATION. HUB SET SCREWS MUST BE PROPERLY TORQUED TO 20 FT.LBS. EACH. PLEASE CONTACT DISTRIBUTOR OR FACTORY FOR ANY FURTHER QUESTIONS.

THIS DRAWING IS THE PROPERTY OF HAYES MFG. INC. AND IS LOANED SUBJECT TO THE CONDITION THAT IT SHALL NOT BE REPRODUCED, COPIED, LOANED OR OTHERWISE DISPOSED OF, DIRECTLY OR INDIRECTLY. IT SHALL BE USED AS A MEANS OF REFERENCE TO WORK FURNISHED BY THIS COMPANY ONLY AND IS NOT TO BE SUBMITTED TO OUTSIDE PARTIES FOR EXAMINATION WITHOUT OUR CONSENT.

SYMBOLS	DET.	PART NUMBER	DESCRIPTION	QTY.
<ul style="list-style-type: none"> <li>— FLATNESS</li> <li>— STRAIGHTNESS</li> <li>— ANGULARITY</li> <li>— SQUARENESS</li> <li>— PARALLELISM</li> <li>— CONCENTRICITY</li> <li>— TRUE POSITION</li> <li>— ROUNDNESS</li> <li>— CIRCULAR RUN OUT</li> <li>— TOTAL RUN OUT</li> <li>— CYLINDRICITY</li> <li>— FINISH</li> </ul>	DO NOT SCALE DRAWING  TOLERANCES UNLESS OTHERWISE SPECIFIED 1/32" MAXIMUM  ANGLE ±1/2° FRACTION ±1/32 DECIMAL .00 ±.01 .000 ±.005 .0000 ±.0005			
TITLE <b>SAE 8 HUB PRE-SET PRINT</b>			MATERIAL	
— UNLESS OTHERWISE SPECIFIED — REMOVE FIRST THREAD ON ALL TAPPED HOLES BREAK ALL SHARP CORNERS .010 TO .020 STAMP OR MARK DRAWING NO.		DRAWN BY SIETING CHECKED BY RJH	DATE 11-15-05 SCALE	DRAWING NO. <b>HPS-10</b> SHEET OF REV.